

Allstate Identity Protection User Experience Guide



Transforming employee identity protection with a powerful new approach to online privacy.


Welcome email

You'll receive a welcome email between 24-48 hours after your effective date. You will also receive a welcome letter via regular mail.

The welcome email contains your Member ID and a button to complete the set up process, which links to the portal login page.

Login page: myaip.com/signup

To activate your account, input your Member ID from the welcome email or welcome letter.

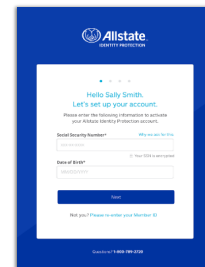


Confirm your personal information

You'll be prompted to confirm your:

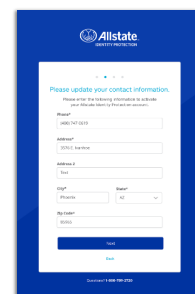
- Social security number
- Date of birth

As a security company, we require our members to verify their information to ensure they are activating the account.



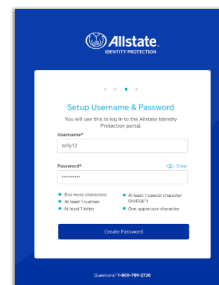
Activation process

You will then need to confirm your mailing address. If you are unable to confirm your personal information, you will need to call our Customer Care team to verify your identity.



Username and password creation

Once you have verified your identity successfully, you will create a username and password for your portal login.



Feature activation process

Now that your account is verified, it's now active!

You can log into your portal dashboard and begin activating additional features. Everything visible on your account is included in your plan.

Be sure to activate each of the different features within your dashboard to ensure you're receiving the highest level of protection.

